

SPECIFICATIONS

Operating weight	31,800 kg (70,107 lb)
Operating weight includes coolant, lubricants, full fuel tank, cab, standard shoes, boom, arm, bucket and operator 75 kg (165 lb).	
Bucket capacity	1.4-1.6 m³ (1.83-2.09 yd³)

ENGINE

Description

Cummins EPA Tier 4 final / EU Stage IV, 6-cylinder straight Variable-Geometry Turbocharger (VGT), high pressure common rail, electronically controlled direct injection. Air cleaner: Cummins direct flow air filter. Cooling system: Air-to-air intercooler.

Emission rating	EPA Tier 4 final / EU Stage IV
Engine manufacturer	Cummins
Engine model	QSB 6.7
Aspiration	Variable-Geometry Turbocharger (VGT)
Charged air cooling	After cooler
Cooling fan drive	Viscous clutch
Displacement	6.7 L (1.8 gal) 6,700 cm ³ (409 in ³)
Rated speed	2,200 rpm
Engine output - net (SAE J1349 / ISO 9249)	156 kW (212 hp)
Engine output - gross (SAE J1995 / ISO 14396)	168 kW (228 hp)
Maximum torque	949 N-m (700 lbf-ft) @1,500 rpm
Bore x Stroke	107 x 124 mm (4.2" x 4.9")

UNDERCARRIAGE

Track shoe each side	48
Link pitch	216 mm (8.5")
Shoe width, triple grouser	600/700/800/900 mm (24"/28"/32"/35")
Bottom rollers each side	9
Top rollers each side	2

SWING SYSTEM

Description

Planetary gear reduction driven by high torque axial piston motor, with oil disk brake. Swing parking brake resets within five seconds after swing pilot controls return to neutral.

Swing speed	10.3 rpm
Swing torque	105,000 N-m (77,444 lbf-ft)

HYDRAULIC SYSTEM

Main pump

Type	Two variable displacement piston pumps
Maximum flow	2 x 266 L/min (2 x 70 gal/min)

Pilot pump

Type	Gear pump
Maximum flow	19 L/min (5 gal/min)

Relief valve setting

Implement	34.3/37.3 MPa (4,975 / 5,410 psi)
Travel circuit	34.3 MPa (4,975 psi)
Slew circuit	26.2 MPa (3,800 psi)
Pilot circuit	3.9 MPa (566 psi)

Hydraulic cylinders

Boom Cylinder – Bore x Stroke	Φ140 x 1,342 mm (Φ5.5" x 4' 5")
Stick Cylinder – Bore x Stroke	Φ150 x 1,755 mm (Φ5.9" x 5' 9")
Bucket Cylinder – Bore x Stroke	Φ140 x 1,135 mm (Φ5.5" x 3' 9")

ELECTRIC SYSTEM

System Voltage	24 V
Batteries	2 x 12 V
Alternator	24 V - 70 A
Start motor	24 V - 7.8 kW (24 V - 10.5 hp)

SERVICE CAPACITIES

Fuel tank	520 L (137.4 gal)
Engine oil	26.5 L (7 gal)
Final drive (each)	9.5 L (2.5 gal)
Swing drive	10.5 L (2.8 gal)
Cooling system	35 L (9.2 gal)
Hydraulic reservoir	195 L (51.5 gal)
Hydraulic system total	360 L (95.1 gal)
DEF tank	35 L (9.2 gal)

SOUND PERFORMANCE

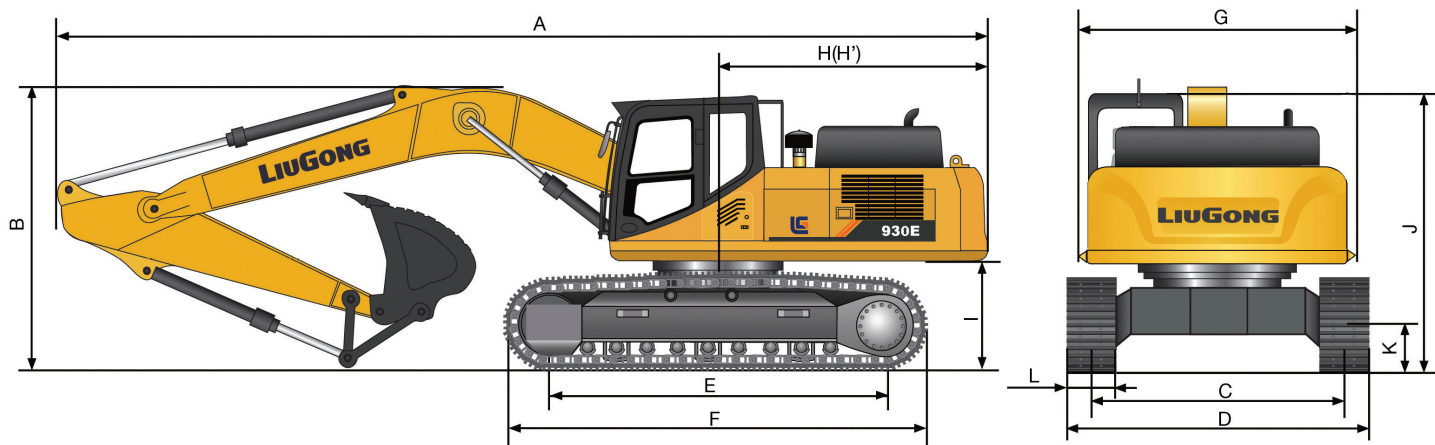
Interior Sound Power Level (ISO 6396)	70 dB(A)
Exterior Sound Power Level (ISO 6395)	103 dB(A)

DRIVE AND BRAKES

Description

2-speed axial piston motors with oil disk brakes. Steering controlled by two hand levers with pedals.

Max. travel speed	High: 5.5 km/h (3.4 mph) Low: 3.0 km/h (1.9 mph)
Gradeability	35%/70%
Max. drawbar pull	300 kN (67,442 lbf)



DIMENSIONS

Boom	6,200 mm (20' 4")	
Arm Options	3,050 mm (10')	2,600 mm (8' 6")
A Shipping Length	10,650 mm (34' 11")	
B Shipping Height – Top of Boom	3,525 mm (11' 7")	
C Track Gauge	2,590 mm (8' 6")	
D Undercarriage Width – with 600 mm Shoes	3,190 mm (10' 6")	
700 mm Shoes	3,290 mm (10' 10")	
800 mm Shoes	3,390 mm (11' 1")	
900 mm Shoes	3,490 mm (11' 5")	
E Length to Center of Rollers	4,050 mm (13' 3")	
F Track Length	4,980 mm (16' 4")	
G Overall Width of Upper Structure (including protective side beam)	3,163 mm (10' 5")	
H Tail Swing Radius	3,230 mm (10' 7")	
I Counterweight Ground Clearance	1,215 mm (4')	
J Overall Height of Cab (with protective equipment)	3,325 mm (10' 11")	
K Min. Ground Clearance	500 mm (1' 8")	
L Track Shoe Width	600 mm (24")	

BOOM DIMENSIONS

Boom	6,200 mm (20' 4")
Length	6,420 mm (21' 1")
Height	1,788 mm (5' 10")
Width	942 mm (3' 1")
Weight	2,740 kg (6,041 lb)

Cylinder, piping and pin included.
Boom cylinder pin excluded.

ARM DIMENSIONS

Arm	3,050 mm (10')	2,600 mm (8' 6")
Length	4,222 mm (13' 10")	3,800 mm (12' 6")
Height	1,046 mm (3' 5")	1,052 mm (3' 5")
Width	542 mm (1' 9")	542 mm (1' 9")
Weight	1,700 kg (3,748 lb)	1,650 kg (3,638 lb)

Cylinder, linkage and pin included.

BUCKET SELECTION GUIDE

Bucket Type	Capacity	Cutting width	Weight	Teeth pcs	6.2 m (20' 4") HD Boom	
					3.05 m (10') Arm	2.6 m (8' 6") Arm
General Purpose	1.4 m ³ (1.83 yd ³)	1,400 mm (4' 7")	1,383 kg (3,049 lb)	5	B	C
	1.6 m ³ (2.09 yd ³)	1,560 mm (5' 1")	1,480 kg (3,263 lb)	5	NA	B
Heavy Duty	1.4 m ³ (1.83 yd ³)	1,400 mm (4' 7")	1,450 kg (3,197 lb)	5	C	D
	1.6 m ³ (2.09 yd ³)	1,560 mm (5' 1")	1,550 kg (3,417 lb)	5	NA	C

The recommendations are given as a guide only, based on typical operation conditions. Bucket capacity based on ISO 7451, heaped material with a 1:1 angle of repose.

Maximum material density:

A 1,200-1,300 kg/m³ (2,023-2,191 lb/yd³): Coal, Caliche, Shale

B 1,400-1,600 kg/m³ (2,360-2,697 lb/yd³): Wet earth and clay, limestone, sandstone

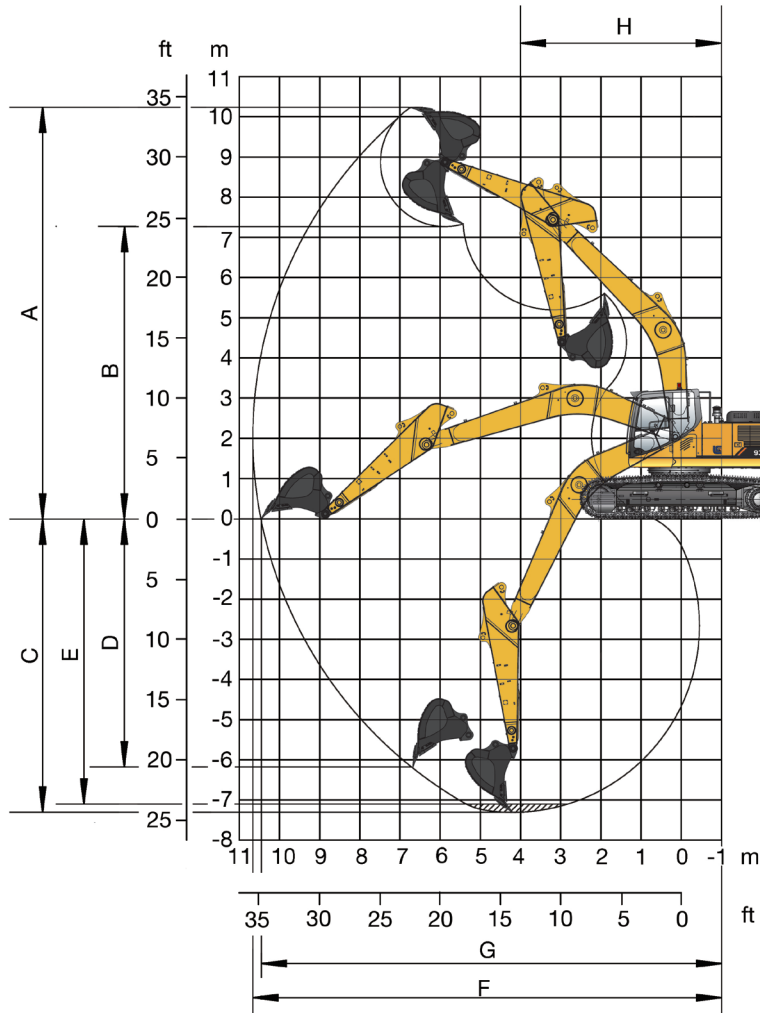
C 1,700-1,800 kg/m³ (2,865-3,034 lb/yd³): Granite, wet sand, well blasted rock

D 1,900 kg/m³ (3,203 lb/yd³): Wet mud, Iron ore

NA. Not applicable

MACHINE WEIGHTS AND GROUND PRESSURE

	Operating weight	Ground pressure	Overall width	Operating weight	Ground pressure	Overall width
Shoe width	6.2 m (20' 4") boom, 3.05 m (10') arm, 1.4 m ³ (1.83 yd ³) bucket, 5,500 kg (12,125 lb) counterweight (other systems are standard configuration)			6.2 m (20' 4") boom, 2.6 m (8' 6") arm, 1.6 m ³ (2.09 yd ³) bucket, 5,500 kg (12,125 lb) counterweight (other systems are standard configuration)		
600 mm (24")	31,800 kg (70,107 lb)	60 kPa (8.7 psi)	3,190 mm (10' 6")	31,850 kg (70,217 lb)	60 kPa (8.7 psi)	3,190 mm (10' 6")
700 mm (28")	32,100 kg (70,768 lb)	51.5 kPa (7.5 psi)	3,290 mm (10' 10")	32,150 kg (70,879 lb)	51.6 kPa (7.5 psi)	3,290 mm (10' 10")
800 mm (32")	32,500 kg (71,650 lb)	45.6 kPa (6.6 psi)	3,390 mm (11' 1")	32,550 kg (71,760 lb)	45.7 kPa (6.6 psi)	3,390 mm (11' 1")
900 mm (35")	32,900 kg (72,532 lb)	41 kPa (5.9 psi)	3,490 mm (11' 5")	32,950 kg (72,642 lb)	41.1 kPa (6.0 psi)	3,490 mm (11' 5")



WORKING RANGE

Boom Length	6,200 mm (20' 4")	
Arm Length	3,050 mm (10')	2,600 mm (8' 6")
A. Max. cutting height	10,300 mm (33' 10")	10,007 mm (32' 10")
B. Max. dumping height	7,265 mm (23' 10")	7,086 mm (23' 3")
C. Max. digging depth	7,300 mm (23' 11")	6,825 mm (22' 5")
D. Max. leveling depth, 2.44 m (8') level	7,096 mm (23' 3")	6,590 mm (21' 7")
E. Max. vertical digging depth	6,216 mm (20' 5")	5,460 mm (17' 11")
F. Min. swing radius	4,040 mm (13' 3")	4,040 mm (13' 3")
G. Max. ground digging radius	10,453 mm (34' 4")	10,032 mm (32' 11")
H. Max. digging radius	10,653 mm (34' 11")	10,250 mm (33' 8")
Bucket Digging Force (ISO)	Normal	187 kN (42,039 lbf)
	Power Boost	203 kN (45,636 lbf)
Stick Digging Force (ISO)	Normal	137 kN (30,799 lbf)
	Power Boost	149 kN (33,497 lbf)
Bucket Capacity	1.4 m ³ (1.83 yd ³)	1.6 m ³ (2.09 yd ³)
Bucket Tip Radius	1,606 mm (5' 3")	1,606 mm (5' 3")

Lifting capacity at the arm end without bucket.
For lifting capacity including bucket, weight of the bucket or the bucket with quick coupler must be deducted from the lifting capacities.

Lifting capacities are based on the machine standing on a firm, uniform supporting surface.



Rating over - front (Cf)



Rating over - side (Cs)

1. Do not attempt to lift or hold any load that is greater than these rated values at their specified load radius and height. Weight of all accessories must be deducted from the above lifting capacities.
2. The rated loads are in compliance with ISO 10567 Hydraulic Excavator Lift Capacity Rating Standard. They do not exceed 87% of hydraulic lifting capacity or 75% tipping load.
3. Ratings at bucket lift hook.

4. Lifting capacities are based on machine standing on level, firm and uniform ground.
5. *Indicates the load is limited by hydraulic capacity rather than tipping capacity.
6. Operator should be fully acquainted with the Operator's and Maintenance Instructions before operating this machine and rules for the safe operation of equipment should be adhered to at all times.

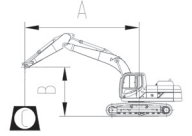
LIFTING CAPACITY (METRIC)

930E with 600 mm shoes, 3,050 mm arm

A: Load radius
B: Load point height
C: Lifting capacity rating
Cf: Rating loads over front
Cs: Rating loads over side

Conditions

Boom length: 6,200 mm
Arm length: 3,050 mm
Bucket: None
Counterweight: 5,500 kg
Shoes: 600 mm triple grouser
Unit: kg



A (Unit: m)

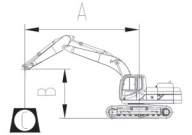
B (m)	3		4.5		6		7.5		9		MAX REACH		A (m)
	Cf	Cs	Cf	Cs	Cf	Cs	Cf	Cs	Cf	Cs	Cf	Cs	
6					6,370*	6,370*	6,230*	6,230*			6,246*	6,242	8.1
4.5			8,770*	8,770*	7,320*	7,320*	6,630*	6,630*			6,103*	5,560	8.7
3			11,370*	11,370*	8,550*	8,550*	7,240*	6,710	6,239*	5,226	6,239*	5,226	9
1.5			13,440*	12,830	9,690*	8,740	7,870*	6,540	6,878*	5,157	6,878*	5,157	9
0			14,340*	12,570	10,450*	8,540	8,330*	6,420			7,152*	5,262	8.8
- 1.5	20,530*	20,530*	14,300*	12,540	10,650*	8,470	8,420*	6,380			7,479*	5,656	8.3
- 3	18,790*	18,790*	13,460*	12,670	10,180*	8,530	7,760*	6,470			7,760*	6,478	7.5
- 4.5	15,700*	15,700*	11,500*	11,500*	8,440*	8,440*					8,241*	8,022*	6.2

930E with 600 mm, 2,600 mm arm

A: Load radius
B: Load point height
C: Lifting capacity rating
Cf: Rating loads over front
Cs: Rating loads over side

Conditions

Boom length: 6,200 mm
Arm length: 2,600 mm
Bucket: None
Counterweight: 5,500 kg
Shoes: 600 mm triple grouser
Unit: kg



A (Unit: m)

B (m)	3		4.5		6		7.5		9		MAX REACH		A (m)
	Cf	Cs	Cf	Cs	Cf	Cs	Cf	Cs	Cf	Cs	Cf	Cs	
7.5					*6,630	*6,630			*6,775	*6,775	6775*	6775*	6.6
6					*6,930	*6,930	*6,750	*6,750	*6,769	*6,769	6769*	6769*	7.6
4.5			*9,610	*9,610	*7,820	*7,820	*7,030	6,860	*6,890	6,046	6890*	6046	8.2
3			*12,150	*12,150	*8,980	*8,980	*7,570	6,700	*7,316	5,571	7316*	5571	8.6
1.5			*13,910	*12,680	*10,010	8,700	*8,120	6,540	*7,574	5,497	7574*	5497	8.6
0			*14,420	*12,520	*10,600	8,530	*8,460	6,440	*7,152	5,621	7152*	5621	8.4
- 1.5	*19,250	*19,250	*14,090	*12,560	*10,630	8,500	*8,380	6,440	*7,987	6,162	7987*	6162	7.8
- 3	*17,510	*17,510	*12,980	12,740	*9,890	8,610			*8,347	7,261	8347*	7261	6.9
- 4.5	*14,050	*14,050	*10,540	*10,540					*8,449	*8,449	8449*	8449*	5.5

Lifting capacity at the arm end without bucket.
 For lifting capacity including bucket, weight of the bucket or the bucket with quick coupler must be deducted from the lifting capacities.
 Lifting capacities are based on the machine standing on a firm, uniform supporting surface.



Rating over - front (Cf)



Rating over - side (Cs)

1. Do not attempt to lift or hold any load that is greater than these rated values at their specified load radius and height. Weight of all accessories must be deducted from the above lifting capacities.
2. The rated loads are in compliance with ISO 10567 Hydraulic Excavator Lift Capacity Rating Standard. They do not exceed 87% of hydraulic lifting capacity or 75% tipping load.
3. Ratings at bucket lift hook.

4. Lifting capacities are based on machine standing on level, firm and uniform ground.
5. *Indicates the load is limited by hydraulic capacity rather than tipping capacity.
6. Operator should be fully acquainted with the Operator's and Maintenance Instructions before operating this machine and rules for the safe operation of equipment should be adhered to at all times.

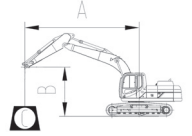
LIFTING CAPACITY (METRIC)

930E with 800 mm shoes, 3,050 mm arm

A: Load radius
 B: Load point height
 C: Lifting capacity rating
 Cf: Rating loads over front
 Cs: Rating loads over side

Conditions

Boom length: 6,200 mm
 Arm length: 3,050 mm
 Bucket: None
 Shoes: 800 mm triple grouser
 Unit: kg



A (Unit: m)

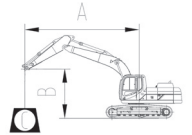
B (m)	3		4.6		6.1		7.6		MAX REACH		A (m)
	Cf	Cs	Cf	Cs	Cf	Cs	Cf	Cs	Cf	Cs	
6.1					*6,300	*6,300	*6,216	*6,216	*6,274	*6,274	8
4.6			*8,620	*8,620	*7,242	*7,242	*6,585	*6,585	*6,424	5,717	8.7
3			*11,071	*11,071	*8,415	*8,415	*7,172	6,730	*6,610	5,335	9
1.5			*13,056	12,711	*9,515	8,735	*7,774	6,564	*6,862	5,265	9
0			*13,968	12,445	*10,245	8,536	*8,206	6,449	*7,136	5,372	8.8
- 1.5	*20,493	*20,493	*13,970	12,410	*10,450	8,468	*8,280	6,416	*7,461	5,774	8.3
- 3	*18,762	*18,762	*13,171	12,528	*9,985	8,530			*7,750	6,612	7.5
- 4.5	*15,391	*15,391	*11,062	*11,062					*8,209	*8,209	6

930E with 800 mm shoes, 2,600 mm arm

A: Load radius
 B: Load point height
 C: Lifting capacity rating
 Cf: Rating loads over front
 Cs: Rating loads over side

Conditions

Boom length: 6,200 mm
 Arm length: 2,600 mm
 Bucket: None
 Shoes: 800 mm triple grouser
 Unit: kg



A (Unit: m)

B (m)	3		4.6		6.1		7.6		MAX REACH		A (m)
	Cf	Cs	Cf	Cs	Cf	Cs	Cf	Cs	Cf	Cs	
7.6					*6,679	*6,679			*6,790	*6,790	6.5
6.1					*6,878	*6,878	*6,791	*6,791	*6,791	*6,791	7.6
4.6			*9,306	*9,306	*7,701	*7,701	*6,988	6,908	*6,893	6,193	8.2
3			*11,856	*11,856	*8,877	*8,877	*7,531	6,742	*7,079	5,707	8.6
1.5			*13,565	12,618	*9,867	8,725	*8,054	6,594	*7,331	5,634	8.6
0			*14,119	12,447	*10,446	8,562	*8,378	6,503	*7,590	5,761	8.4
- 1.5	*19,290	*19,290	*13,837	12,474	*10,473	8,533	*8,270	6,507	*8,003	6,315	7.8
- 3	*17,549	*17,549	*12,765	12,643	*9,742	8,643			*8,365	7,438	6.9
- 4.5	*13,763	*13,763	*10,111	*10,111					*8,399	*8,399	5.4

Lifting capacity at the arm end without bucket.
 For lifting capacity including bucket, weight of the bucket or the bucket with quick coupler must be deducted from the lifting capacities.
 Lifting capacities are based on the machine standing on a firm, uniform supporting surface.



Rating over - front (Cf)



Rating over - side (Cs)

1. Do not attempt to lift or hold any load that is greater than these rated values at their specified load radius and height. Weight of all accessories must be deducted from the above lifting capacities.
2. The rated loads are in compliance with ISO 10567 Hydraulic Excavator Lift Capacity Rating Standard. They do not exceed 87% of hydraulic lifting capacity or 75% tipping load.
3. Ratings at bucket lift hook.

4. Lifting capacities are based on machine standing on level, firm and uniform ground.
5. *Indicates the load is limited by hydraulic capacity rather than tipping capacity.
6. Operator should be fully acquainted with the Operator's and Maintenance Instructions before operating this machine and rules for the safe operation of equipment should be adhered to at all times.

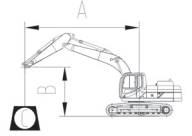
LIFTING CAPACITY (IMPERIAL)

930E with 24" shoes, 10' arm

A: Load radius
 B: Load point height
 C: Lifting capacity rating
 Cf: Rating loads over front
 Cs: Rating loads over side

Conditions

Boom length: 20' 4"
 Arm length: 10'
 Bucket: None
 Counterweight: 12,125 lb
 Shoes: 24" triple grouser
 Unit: lb



A (Unit: ft)

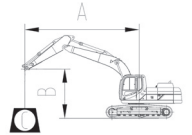
B (ft)	A (Unit: ft)										MAX REACH	A (ft)	
	10	15		20		25		30					
20					14,043*	14,043*	13,735*	13,735*			13,770*	13,761	26.6
15			19,335*	19,335*	16,138*	16,138*	14,617*	14,617*			13,455*	12,258	28.5
10			25,067*	25,067*	18,850*	18,850*	15,961*	14,793	13,755*	11,521	13,755*	11,521	29.5
5			29,630*	28,285	21,363*	19,268	17,350*	14,418	15,163*	11,369	15,163*	11,369	29.5
0			31,614*	27,712	23,038*	18,827	18,364*	14,374			15,767*	11,600	28.9
- 5	45,261*	45,261*	31,526*	27,646	23,479*	18,673	18,563*	14,065			16,488*	12,469	27.2
- 10	41,425*	41,425*	29,674*	27,933	22,443*	18,805	17,108*	14,263			17,108*	14,281	24.6
- 15	34,613*	34,613*	25,353*	25,353*	18,607*	18,607*					18,168*	17,685*	20.3

930E with 24" shoes, 8'6" arm

A: Load radius
 B: Load point height
 C: Lifting capacity rating
 Cf: Rating loads over front
 Cs: Rating loads over side

Conditions

Boom length: 20' 4"
 Arm length: 8' 6"
 Bucket: None
 Counterweight: 12,125 lb
 Shoes: 24" triple grouser
 Unit: lb



A (Unit: ft)

B (ft)	A (Unit: ft)										MAX REACH	A (ft)	
	10		15		20		25		30				
	Cf	Cs	Cf	Cs	Cf	Cs	Cf	Cs	Cf	Cs	Cf	Cs	
25					14,616*	14,616*			14,936*	14,936*	14,936*	14,936*	21.6
20					15,278*	15,278*	14,881*	14,881*	14,923*	14,923*	14,923*	14,923*	24.9
15			21,186*	21,186*	17,240*	17,240*	15,498*	15,123	15,189*	13,329	15,190*	13,329	26.9
10			26,786*	26,786*	19,797*	19,797	16,688*	14,770	16,129	12,281	16,129*	12,282	28.2
5			30,666*	27,954	22,068*	19,180	17,901*	14,418	16,697	12,118	16,698*	12,119	28.2
0			31,790*	27,601	23,369*	18,805	18,651*	14,197	15,767	12,392	15,767*	12,392	27.6
- 5	42,439*	42,439*	31,063*	27,690	23,435*	18,739	18,474*	14,197	17,608	13,584	17,608*	13,585	25.6
- 10	38,602*	38,602*	28,616*	28,086	21,803*	18,981*			18,401	16,007	18,402*	16,008	22.6
- 15	30,974*	30,974*	23,236*	23,236*					18,626*	18,626*	18,627*	18,627*	18

Lifting capacity at the arm end without bucket.
 For lifting capacity including bucket, weight of the bucket or the bucket with quick coupler must be deducted from the lifting capacities.
 Lifting capacities are based on the machine standing on a firm, uniform supporting surface.



Rating over - front (Cf)



Rating over - side (Cs)

1. Do not attempt to lift or hold any load that is greater than these rated values at their specified load radius and height. Weight of all accessories must be deducted from the above lifting capacities.
2. The rated loads are in compliance with ISO 10567 Hydraulic Excavator Lift Capacity Rating Standard. They do not exceed 87% of hydraulic lifting capacity or 75% tipping load.
3. Ratings at bucket lift hook.

4. Lifting capacities are based on machine standing on level, firm and uniform ground.
5. *Indicates the load is limited by hydraulic capacity rather than tipping capacity.
6. Operator should be fully acquainted with the Operator's and Maintenance Instructions before operating this machine and rules for the safe operation of equipment should be adhered to at all times.

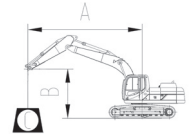
LIFTING CAPACITY (IMPERIAL)

930E with 32" shoes, 10' arm

A: Load radius
 B: Load point height
 C: Lifting capacity rating
 Cf: Rating loads over front
 Cs: Rating loads over side

Conditions

Boom length: 20' 4"
 Arm length: 10'
 Bucket: None
 Shoes: 32" triple grouser
 Unit: lb



A (Unit: ft)

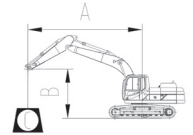
B (ft)	10		15		20		25		MAX REACH		A (ft)
	Cf	Cs	Cf	Cs	Cf	Cs	Cf	Cs	Cf	Cs	
20					*13,889	*13,889	*13,704	*13,704	*13,832	*13,832	26.2
15			*19,004	*19,004	*15,966	*15,966	*14,517	*14,517	*14,162	12,604	28.5
10			*24,407	*24,407	*18,552	*18,552	*15,812	14,837	*14,573	11,762	29.5
5			*28,784	28,023	*20,977	19,257	*17,139	14,471	*15,128	11,607	29.5
0			*30,794	27,437	*22,586	18,819	*18,091	14,218	*15,732	11,843	28.8
- 5	*45,179	*45,179	*30,799	27,359	*23,038	18,669	*18,254	14,145	*16,449	12,729	27.2
- 10	*41,363	*41,363	*29,037	27,620	*22,013	18,805			*17,086	14,577	24.6
- 15	*33,931	*33,931	*24,388	*24,388					*18,098	*18,098	19.7

930E with 32" shoes, 8'6" arm

A: Load radius
 B: Load point height
 C: Lifting capacity rating
 Cf: Rating loads over front
 Cs: Rating loads over side

Conditions

Boom length: 20' 4"
 Arm length: 8' 6"
 Bucket: None
 Shoes: 32" triple grouser
 Unit: lb



A (Unit: ft)

B (ft)	10		15		20		25		MAX REACH		A (ft)
	Cf	Cs	Cf	Cs	Cf	Cs	Cf	Cs	Cf	Cs	
25					*14,725	*14,725			*14,969	*14,969	21.3
20					*15,163	*15,163	*14,972	*14,972	*14,972	*14,972	24.9
15			*20,516	*20,516	*16,978	*16,978	*15,406	*15,406	*15,196	13,653	26.9
10			*26,138	*26,138	*19,570	*19,570	*16,603	14,864	*15,607	12,582	28.2
5			*29,906	27,818	*21,753	19,235	*17,756	14,537	*16,162	*12,421	28.2
0			*31,127	27,441	*23,029	18,876	*18,470	14,337	*16,733	12,701	27.6
- 5	*42,527	*42,527	*30,505	27,500	*23,089	18,812	*18,232	14,345	*17,644	13,922	25.6
- 10	*38,689	*38,689	*28,142	27,873	*21,477	19,055			18,442	16,398	22.6
- 15	*30,342	*30,342	*22,290	*22,290					*18,516	*18,516	17.7

STANDARD EQUIPMENT

ENGINE SYSTEM

- Cummins diesel engine, turbocharged, inline 6-cylinder, 4 stroke, water cooled
- Auto-idle speed control
- Air filter with pre-cleaner
- Engine oil filter
- Pre-filter with water separator
- Radiator, oil cooler and intercooler
- IPC (Intelligent Power Control) System
- Engine overheating prevention system

DRIVETRAIN

- Hydraulic motor, one-piece two-gear piston and reducer
- 2-speed travel system with automatic shift

SWING SYSTEM

- High-torque piston swing motor with integral spring set and automatic hydraulic release swing brake

HYDRAULIC SYSTEM

- Main pump: two variable displacement piston pumps, ready for PTO
- Pilot pump: gear
- Cylinders: boom, stick, bucket
- Power boost function
- Boom and arm regeneration circuits
- Pilot oil filter
- Load holding valve
- Pilot control shut-off lever

- Hose burst safety valves, prevention of boom or arm supply dropped when the lines split (2 mounted on boom cylinders, 1 on arm cylinder)
- 6-working mode selection system: Power, Economy, Fine, Lifting, Breaker, Attachment

DIGGING EQUIPMENT

- 6,200 mm (20' 4") boom
- 3,050 mm (10") arm
- 1.4 m³ (1.83 yd³) (SAE, heaped) bucket

OPERATOR STATION

- Pressurized and sealed cab with all-around visibility, large roof window with slide sliding sun visor, front window wiper and removable lower window
- Roll-Over Protective System (ROPS)
- Skylight rooftop
- Air conditioner, heater, defroster
- Swing parking brake
- AM/FM radio with MP3 audio jack
- Glass-breaking hammer
- Ashtray, cigarette lighter
- Cup holder
- Floor mat
- Storage box
- Front glass lower guard
- Fire extinguisher
- Rear view mirrors
- One key for all locks

INSTRUMENTATION

- Color LCD monitor with alarms, filter/fluid change, fuel rate, water temperature, work mode, fault code, working hour, etc.
- Fuel gauge
- Hydraulic oil level gauge

ELECTRICAL

- Alternator 70 A
- Dual batteries 12 V
- Working lights, 1 frame mounted, 2 boom mounted
- Starting, 24 V

UNDERCARRIAGE

- 600 mm (24") track-shoes with triple grousers
- 2 piece track-guards (each side)
- Towing eye on base frame

GUARDS

- Belly guards
- Cover plate under travel frame
- Track shields

OTHER STANDARD EQUIPMENT

- 5,500 kg (12,125 lb) counterweight
- Maintenance tool kit
- Maintenance parts package

OPTIONAL EQUIPMENT

ENGINE SYSTEM

- Electrical fuel refilling pump

HYDRAULIC SYSTEM

- Control pattern change valve
- Hydraulic lines:
 - Breaker & shear
 - Slope & rotator
 - Grapple
 - Oil drain line
 - Quick coupler
- Hydraulic quick coupler
- Overloading valve
- Cushion valve

OPERATOR STATION

- Power outlet 24 V to 12 V converter
- 4 LED cab top lights
- Working lights on cab (2 on top-front cab)
- Rear view camera 5.7" monitor
- Air suspension seat
- Control joysticks with 2 switch & 1 proportional
- Safety net for front window
- Rain visor
- Travel alarm
- Rotating beacon
- Operation protection guard (included cab front and top guard, bar)
- Operation protection screen (on cab front, net)
- Operation protection screen (front-lower)

UPPER STRUCTURE

- Upper frame protection (wire)
- Belly guard and 8 mm thickness platform bottom plate
- Bucket cylinder guard

UNDERCARRIAGE

- 700 mm (28"), 800 mm (32"), 900 mm (35") track-shoes with triple grousers
- 3 piece track-guards (each side)

DIGGING EQUIPMENT

- Arm: 2.6 m (8' 6")
- Bucket: 1.6 m³ (2.09 yd³) (SAE, heaped)



Guangxi LiuGong Machinery Co., Ltd.

No. 1 Liutai Road, Liuzhou, Guangxi, PR China 545007
T: +86 772 388 6124 E: overseas@liugong.com
www.liugong.com

LG-SP-930E-T4F-WW-A4-30042017-ENG

Like and follow us:



The LiuGong series of logos herein, including but not limited to word marks, device marks, letter of alphabet marks and combination marks, as the registered trademarks of Guangxi LiuGong Group Co., Ltd. are used by Guangxi LiuGong Machinery Co., Ltd. with legal permission, and shall not be used without permission. Specifications and designs are subject to change without notice. Illustrations and pictures may include optional equipment and may not include all standard equipment. Equipment and options varies by regional availability.